

### Fund description

The Fiducian India Fund provides investors with the opportunity to invest in a well-diversified range of companies listed on Indian stock exchanges. The Fund utilises the Fiducian “Manage the Manager” process, carefully selecting dedicated Indian fund managers that are based in India.

This Fund gives investors the opportunity to invest in an emerging economy that has been among the fastest growing in the world in recent years.

The Fund is suitable for investors seeking good long term capital growth but it will also experience periods of high volatility. The recommended holding period is at least 9 years.

### Fund facts

**Portfolio manager:** Conrad Burge

**ARSN:** 125 089 456

**APIR code:** FPS0013AU

**Benchmark:** BSE 100 Index (in AUD)

**Current fund size:** \$119 million (March 2026)

**Management cost:** 1.54%

**Total management costs:** 1.68%

**Application/Exit fee:** Nil

**Inception Date:** August 2007

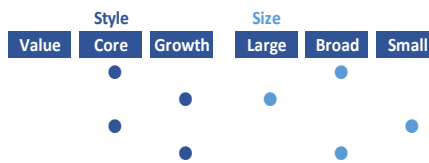
**Manager**

EquiPoise

SBI Funds Management

Sundaram Alternates

Tata Asset Management



### Performance and Risk

After fee returns as at 31 March 2026

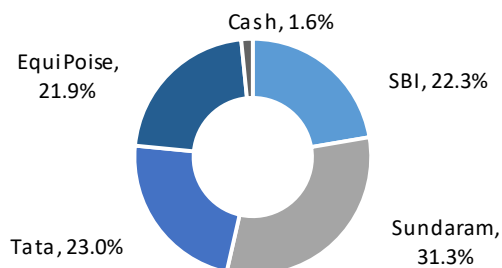
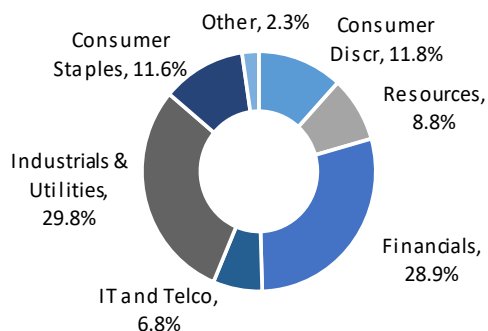
	1 Mth	3 Mth	6 Mth	1 Yr	3 Yrs	5 Yrs	7yrs	10 Yrs
Fund	-10.5%	-17.2%	-14.7%	-20.2%	4.0%	5.4%	6.0%	8.2%
Index	-11.5%	-21.3%	-18.5%	-22.3%	3.5%	5.5%	5.6%	8.4%
Excess	1.0%	4.2%	3.8%	2.0%	0.4%	-0.1%	0.3%	-0.1%

**Risk Exposure**

	1 Yr	3 Yrs	5 Yrs	10 Yrs
Fund Volatility (Std Dev)	17.3%	16.0%	16.2%	18.2%
Benchmark (Std Dev)	15.7%	15.0%	15.4%	16.5%
Beta	0.94	0.98	0.98	1.03
Tracking Error (% pa)	6.4%	5.5%	5.0%	6.3%



### Sector exposures and current manager weights



### Market Commentary and Outlook

The Indian stock market saw broad declines in March. The large cap Nifty 50 Index fell by 11.3%, the mid cap 100 index declined 10.9% and the small cap 100 index decreased by 10.2%. The best performing sectors over the month were Pharmaceuticals (-3.1%), Healthcare (-4.5%) and Information Technology (-5.0%). Public Sector Undertaking Banks (-19.8%), Property (-16.6%) and Private Banks (-15.6%) were the worst performing sectors over the period.

While India's economy has continued to grow strongly, external geopolitical risks could slow growth marginally over the near to mid-term as the current Iran war is disrupting critical energy supply. For India, the impact of this war could be meaningful at least in the short term given its high dependence on oil imports (around 90% of its total oil usage). Higher oil prices tend to correlate with higher inflation, with the annual inflation rate rising by 3.2% in February compared with 2.8% in January 2026. While this remained below the Reserve Bank of India's 4% target, the upward trend reduced the probability of a near-term rate cut.

Corporate fundamentals remain healthy. Balance sheets are strong and banks are well-capitalised, positioning the financial system to support incremental working capital needs and capital expenditure. Domestic institutional and retail investors continue to act as key stabilising forces, viewing the current geopolitical uncertainty as a temporary disruption rather than a threat to India's long-term structural growth trajectory. Earnings estimates for the year have been slightly lowered to reflect the current geopolitical turmoil but still remain exceptionally high.

Overall, the domestic cycle remains anchored by consumption strength, low inflation and robust capital expenditure. While elevated market volatility is expected over the short to medium-term, India's strong policy continuity, solid corporate fundamentals, high earnings growth, and high investment in infrastructure, manufacturing and digital systems underpin a continued positive outlook for the Indian economy.

### Fund Commentary

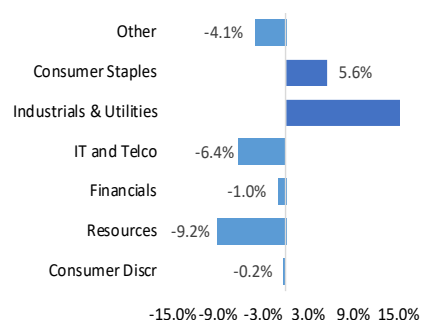
The Fiducian India Fund fell 10.5% in March, which outperformed the index return of -11.5% (in Australian dollar terms). Sundaram (-8.4%) was the best performer over the month, followed by Tata (-11.0%). Over the last 12 months, Sundaram (+2.3%) was the top manager.

The most significant sector tilts in the Fund are overweight positions in the Industrials and Utilities, and Consumer Staples sectors, which are set to benefit from the strong anticipated growth in the domestic economy, and an underweight position in the Resources sector, where the underlying fund managers are broadly expecting a more modest growth outlook relative to other parts of the market.

Companies with exposure to the capital spending cycle, as well as the manufacturing sector are also expected to perform strongly in the medium term.

### Top stock holdings and sector tilts

Stock	Industry	Weight
ICICI Bank	Banks	4.7%
HDFC Bank	Banks	4.4%
Reliance Industries Limited	Oil & Gas	4.3%
Larsen & Toubro Limited	Engineering/Construction	3.8%
TD Power Systems Ltd	Electrical Equipment	2.6%
State Bank Of India	Banks	2.6%
GE Vernova T&D India Ltd	Electric	2.5%
Infosys Ltd	Computers	2.4%
Hitachi Energy India	Building Materials	2.0%
Axis Bank Ltd	Banks	2.0%



### Fiducian Investment Management Services Limited

Issued by Fiducian Investment Management Services Limited ABN 28 602 441 814 AFS Licence number 468211. This document provides general information only. It does not have regard to your objectives, financial situation or needs. We recommend that you seek financial planning advice, and consider whether this investment is appropriate to your objectives, financial situation and needs before making any investment decision. The information has been compiled from sources considered reliable, but is not guaranteed. Past performance is not indicative of future performance and we do not guarantee the performance of the Fund or any specific rate of return. Potential investors should also obtain and consider the relevant Target Market Determination (TMD) and Product Disclosure Statement (PDS) (available from your financial adviser and via [fiducian.com.au](http://fiducian.com.au)) before making a decision about whether to acquire or continue to hold any financial product.