

### Fund description

The Fiducian Technology Fund allows investors to participate directly in a blend of some of the leading technology funds available worldwide. Utilising the Fiducian “Manage the Manager” process, fund managers have been chosen to balance exposure in terms of region and sector.

Managers are able to invest in technology companies anywhere in the world that can benefit from leading-edge technology and can demonstrate significant earnings growth prospects.

Investors must bear in mind that investing in a fund of this nature can involve periods of very high volatility, although superior long-run returns can likely be achieved if investors are prepared to hold investments for periods of at least 9 years.

### Fund facts

**Portfolio manager:** Conrad Burge

**ARSN:** 093 544 337

**APIR code:** FPS0010AU

**Benchmark:** NASDAQ-100 Index (AUD)

**Current fund size:** \$285 million (February 2026)

**Management cost:** 1.36%

**Total management costs:** 1.39%

**Application/Exit fee:** Nil

**Inception Date:** June 2000

Manager	Style		Sector			
	Value	Core	Growth	IT	Biotech	Blend
Invesco Nasdaq 100 ETF		●		●		
Loftus Peak			●	●		
Wellington Biotech	●				●	
Wellington Tech	●			●		

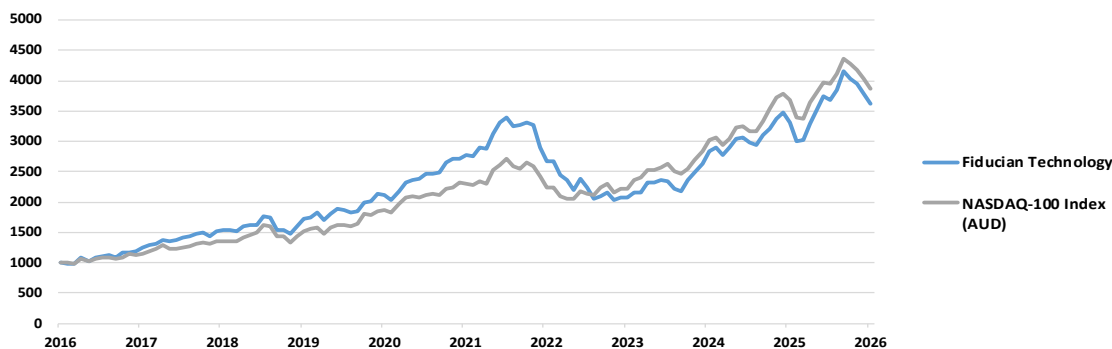
### Performance and Risk

After fee returns as at 28 February 2026

	1 Mth	3 Mth	6 Mth	1 Yr	3 Yrs	5 Yrs	7yrs	10 Yrs
Fund	-4.4%	-10.0%	-1.7%	9.4%	20.4%	5.4%	11.2%	13.7%
Index	-3.9%	-9.6%	-1.9%	4.8%	20.3%	11.0%	14.2%	14.5%
Excess	-0.4%	-0.4%	0.2%	4.6%	0.1%	-5.6%	-3.0%	-0.8%

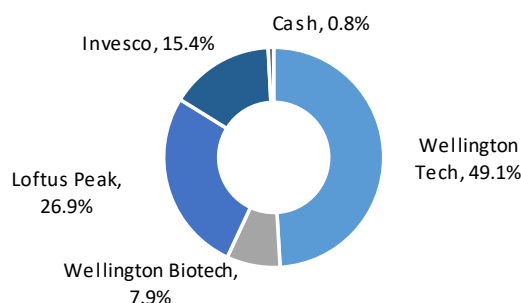
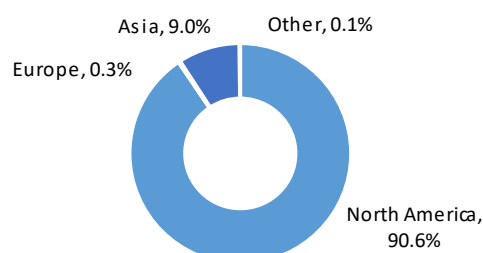
#### Risk Exposure

	1 Yr	3 Yrs	5 Yrs	10 Yrs
Fund Volatility (Std Dev %)	19.4%	16.0%	17.5%	16.1%
Benchmark (Std Dev %)	16.0%	13.7%	14.6%	13.7%
Beta	1.09	1.08	1.06	1.04
Tracking Error (% pa)	4.3%	5.5%	7.7%	7.4%



\*Prior to 31 Dec 23, the benchmark for the Fund was 50/50 MSCI World IT (AUD)/NASDAQ Biotechnology (AUD)

### Geographic exposures and current manager weights



### Market Commentary and Outlook

The global economy is forecast to expand this year and next at close to its long-term trend rate, according to the latest estimates provided by the International Monetary Fund (IMF), with growth forecast to be 3.3% in 2026 and 3.2% in 2027. The IMF notes the ‘balancing of divergent forces’ with ‘headwinds from shifting trade policies’ being ‘offset by tailwinds from surging investment related to technology, including artificial intelligence (AI), more so in North America and Asia than in other regions, as well as fiscal and monetary support, broadly accommodative financial conditions, and adaptability of the private sector’. Growth in advanced economies is forecast to be 1.8% in 2026, above the estimate for 2025, but with risks remaining ‘tilted to the downside’.

The broad US stock market (S&P 500 Accumulation Index) declined by 0.8% in February. The Australian market (ASX 200 Accumulation Index) grew by 4.1% during the month, as investors viewed the domestic reporting season favourably. The Australian dollar continued its uptrend, gaining 2.2% relative to the US dollar. Commodity prices were mixed with gold, lithium and oil posting gains, while natural gas and iron ore declined.

Key global share markets have been ‘pricing-in’ a shift by central banks towards less restrictive monetary policy. However, share market volatility has increased following the outbreak of war on 28 February between the US and Iran.

### Fund Commentary

The Fiducian Technology Fund declined by 4.4% in February, which underperformed the index return of -3.9%. For the 12 months to the end of February, the Fund returned 9.4% which is above the benchmark return of 4.8%.

Technology stocks fell in January, with the NASDAQ 100 index returning -2.3%, underperforming the broader US S&P500 Index which declined by 0.8% (both in US Dollars).

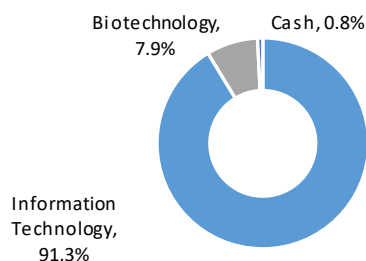
The technology sector was volatile in 2025, falling in March and early April, then rebounding strongly and hitting new highs in October before moderating through to the end of December. Due to high earnings growth, the sector continues to appear attractive for long-term investors.

The longer-term outlook for the technology sector remains positive, as the need to invest in innovation to drive productivity gains across areas such as artificial intelligence (AI), manufacturing, life sciences, and sustainable energy should prove to be a structural tailwind for technology companies.

The Fund remains well diversified between geographies and sectors, and companies held are a blend of established sector leaders plus emerging technology businesses. An overweight position in the Information Technology sector relative to Biotechnology reflects the better growth opportunities currently available in that part of the market. The largest geographical exposure is to North America which makes up 90.6% of the fund, followed by Asia at 9.0%.

### Top stock holdings and sector weights

Stock	Industry	Weight
Nvidia Corp	Semiconductors	11.5%
Taiwan Semiconductor	Semiconductors	7.5%
Microsoft Corp	Software	6.9%
Alphabet	Internet	6.2%
Amazon.Com	Internet	5.9%
Meta Platforms	Internet	4.9%
Broadcom	Semiconductors	4.9%
Apple Inc	Computers	3.8%
SK Hynix	Semiconductors	2.7%
ASML Holding	Semiconductors	2.7%



### Fiducian Investment Management Services Limited

Issued by Fiducian Investment Management Services Limited ABN 28 602 441 814 AFS Licence number 468211. This document provides general information only. It does not have regard to your objectives, financial situation or needs. We recommend that you seek financial planning advice, and consider whether this investment is appropriate to your objectives, financial situation and needs before making any investment decision.

The information has been compiled from sources considered reliable, but is not guaranteed. Past performance is not indicative of future performance and we do not guarantee the performance of the Fund or any specific rate of return. Potential investors should also obtain and consider the relevant Target Market Determination (TMD) and Product Disclosure Statement (PDS) (available from your financial adviser and via fiducian.com.au) before making a decision about whether to acquire or continue to hold any financial product.