

Fund description

The Fund invests in a diversified group of international equity managers. The Fund utilises the Fiducian “Manage the Manager” process, carefully selecting best of breed managers with different styles, sector and geographical exposures with the aim of achieving superior returns with reduced risk.

This Fund gives investors exposure to the growth of major global economies through investment in international companies. A currency overlay manages the exposure to international currencies.

International share investment can be volatile over the short term, and the recommended holding period is at least 8 years.

Fund facts

Portfolio manager: Conrad Burge

ARSN: 093 543 456

APIR code: FPS0005AU

Benchmark: MSCI World Ex-Aus Index (AUD)

Current fund size: \$761 million (November 2025)

Management cost: 1.24%

Total management costs: 1.27%

Application/Exit fee: Nil

Inception Date: February 1997

Manager

Challenger

Fiducian India

Fiducian Technology

Franklin Templeton

Pareto Partners (hedging)

Vanguard Emerging Markets

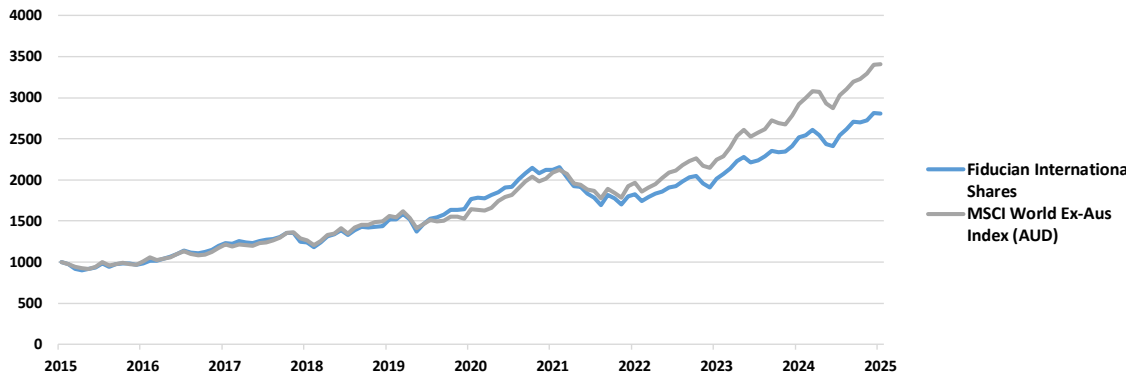
Wellington GRE

	Style		Sector	
Value	Core	Growth	EM	DM
Challenger	●			●
Fiducian India		●	●	
Fiducian Technology		●		●
Franklin Templeton		●		●
Pareto Partners (hedging)				
Vanguard Emerging Markets	●		●	
Wellington GRE	●			●


Performance and Risk

After fee returns as at 30 November 2025								
	1 Mth	3 Mth	6 Mth	1 Yr	3 Yrs	5 Yrs	7yrs	10 Yrs
Fund	-0.4%	4.3%	10.4%	11.5%	15.2%	9.7%	12.3%	10.8%
Index	0.2%	5.5%	12.5%	16.5%	20.2%	15.7%	15.2%	13.0%
Excess	-0.6%	-1.3%	-2.2%	-5.0%	-4.9%	-6.0%	-2.9%	-2.2%

Risk Exposure				
	1 Yr	3 Yrs	5 Yrs	10 Yrs
Fund Volatility (Std Dev %)	9.1%	8.9%	10.6%	11.1%
Benchmark (Std Dev %)	8.9%	9.6%	10.8%	10.9%
Beta	0.89	0.85	0.91	0.94
Tracking Error (% pa)	3.1%	3.2%	3.9%	4.0%



Geographic exposures and current manager weights



Market Commentary and Outlook

The global economy is forecast to expand this year and the next, according to the latest estimates provided by the International Monetary Fund (IMF). Global growth is forecast to be 3.2% this year and 3.1% in 2026 (both above the IMF's previous forecasts). As the IMF previously noted, this forecast of marginally lower growth is due to what it has termed 'the swift escalation of trade tensions and extremely high levels of policy uncertainty' following the announcement by the US in April of 'sizeable tariffs against most of its trading partners'. However, as the IMF now puts it, 'the good news is that the negative impact on the global economy (of US tariffs) is at the modest end of the range'. Growth in the advanced economies is forecast to be 1.6% this year and in 2026, but with 'risks tilted to the downside'.

The broad US stock market (S&P 500 Accumulation Index) has been on an uptrend since early April, gaining 0.2% in November alone. The Australian market (ASX 200 Accumulation Index) declined by 2.7% over the month as the headline inflation rate jumped to 3.9% for the year in October, which is above the Reserve Bank's target range of 2% to 3%, which indicates that rates are likely to stay on hold for an extended period. The Australian dollar gained 0.2% relative to the US dollar over the month. Commodity prices were mixed with lithium, gold, copper and coal posting gains, while iron ore and oil declined.

Key global share markets have been 'pricing-in' a shift by central banks towards less restrictive monetary policy, despite signs of inflation rising again in some economies. However, share markets are likely to remain volatile until a resolution of trade tensions is achieved.

Fund Commentary

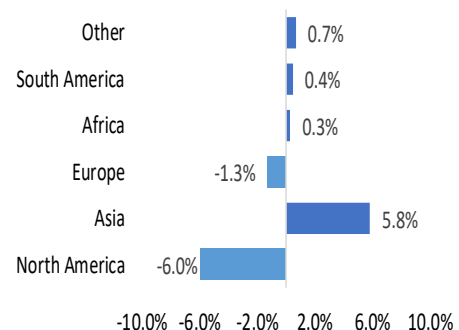
The Fund fell by 0.4% in November, which was below the index return of 0.2% for the MSCI World ex-Australia Index (in AUD). Over the month, the Wellington Value (+1.6%) was the top performer, followed by Wellington GRE (+0.7%).

For the 12 months to the end of November, the Fund rose by 11.5%. Vanguard Emerging Markets Fund (+28.2%) has been the best performer over the period followed by the Fiducian Technology Fund (+25.3%).

The Fund remains strongly diversified, with 14 underlying managers and exposure to over 50 different countries and a broad range of industries. The United States and Europe remain the largest regional exposures by virtue of their size in global markets. The largest regional tilt is towards Asian equities (predominantly India), which offer relatively high earnings growth rates, and overall, the Fund has a marginal overweight exposure to emerging markets relative to developed markets.

Top stock holdings and geographic tilts

Stock	Industry	Weight
Nvidia Corp	Semiconductors	4.1%
Amazon.Com Inc	Internet	3.3%
Microsoft Corp	Software	3.3%
Alphabet Inc	Internet	3.0%
Mastercard Inc	Diversified Financials	1.8%
Astrazeneca Plc	Pharmaceuticals	1.7%
Apple Inc	Computers	1.7%
Synopsys Inc	Software	1.6%
ADV Microdevices Inc	Electronics	1.5%
Hubbell	Electronic Components	1.4%



Fiducian Investment Management Services Limited

Issued by Fiducian Investment Management Services Limited ABN 28 602 441 814 AFS Licence number 468211. This document provides general information only. It does not have regard to your objectives, financial situation or needs. We recommend that you seek financial planning advice, and consider whether this investment is appropriate to your objectives, financial situation and needs before making any investment decision.

The information has been compiled from sources considered reliable, but is not guaranteed. Past performance is not indicative of future performance and we do not guarantee the performance of the Fund or any specific rate of return. Potential investors should also obtain and consider the relevant Target Market Determination (TMD) and Product Disclosure Statement (PDS) (available from your financial adviser and via fiducian.com.au) before making a decision about whether to acquire or continue to hold any financial product.