

Fund description

The Fund invests in a diversified group of specialist listed property managers. The Fund utilises the Fiducian “Manage the Manager” process, carefully selecting best of breed managers with different sector exposures with the aim of achieving superior returns with reduced risk.

Typically, property securities provide attractive levels of income plus a small amount of capital growth. Returns from property trusts are generally lower than shares, but typically exhibit lower variance in price during market declines.

The recommended holding period for this fund is at least 6 years.

Fund facts

Portfolio manager: Conrad Burge

ARSN: 093 544 079

APIR code: FPS0007AU

Benchmark: ASX 200 Property Accumulation Index

Current fund size: \$312 million (July 2025)

Management cost: 0.96%

Total management costs: 0.99%

Application/Exit fee: Nil

Inception Date: March 1997

Manager

Blackrock

Phoenix

Principal

Style

Value

Core

Growth

Size

Large

Broad

Small

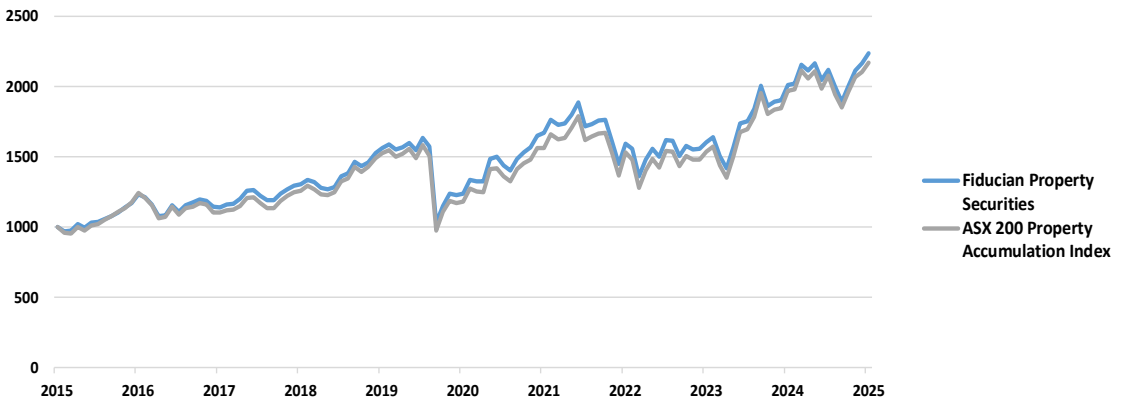
Performance and Risk

After fee returns as at 31 July 2025


	1 Mth	3 Mth	6 Mth	1 Yr	3 Yrs	5 Yrs	7yrs	10 Yrs
Fund	3.2%	11.3%	5.3%	10.9%	11.9%	12.5%	8.0%	8.4%
Index	3.3%	10.4%	4.6%	10.2%	12.3%	13.0%	8.1%	8.1%
Excess	-0.1%	0.9%	0.7%	0.7%	-0.5%	-0.5%	-0.1%	0.3%

Risk Exposure

	1 Yr	3 Yrs	5 Yrs	10 Yrs
Fund Volatility (Std Dev %)	15.1%	19.6%	19.3%	19.5%
Benchmark (Std Dev %)	15.7%	20.9%	20.6%	20.7%
Beta	0.88	0.91	0.92	0.93
Tracking Error (% pa)	1.7%	1.9%	2.0%	2.1%



Sector exposures and current manager weights



Market Commentary and Outlook

The global economy is forecast to slow marginally this year, according to the latest estimates provided by the International Monetary Fund (IMF). Global growth is forecast to be 3.0% this year and 3.1% in 2026, which is above the IMF's previous forecast of 2.8% this year and 3.0% in 2026 (marginally below the long-term trend rate). In the IMF's words, 'the global economy has continued to hold steady', with recent 'macroeconomic data turning out better than expected'. While this year's lower growth has been due to what the IMF has termed 'the swift escalation of trade tensions and extremely high levels of policy uncertainty', it now notes that 'a new wave of credible trade agreements could usher in a broader reform momentum to lift medium-term growth'. Growth in developed economies is forecast to be 1.5% this year, with 'risks to the outlook remaining tilted to the downside'.

The broad US stock market (S&P 500 Accumulation Index) has been on an uptrend since early April, gaining 2.2% in July alone. The Australian market (ASX 200 Accumulation Index) rose 2.4% over the same period, benefiting from a view that domestic interest rates are likely to be lowered. The Australian dollar declined by 2.4% relative to the US dollar and most commodity prices rose, with Lithium (+17.5%) and Oil (+6.5%) the strongest gainers.

Key global share markets have been 'pricing-in' a shift by central banks towards less restrictive monetary policy. However, share markets are likely to remain volatile in the current environment, with a full resolution of trade friction not yet achieved.

Fund Commentary

The Fiducian Property Securities Fund gained 3.2% July, which was below the index return of 3.3%. For the 12 months to the end of July, the Fund returned 10.9%, which was above the index return of 10.2%.

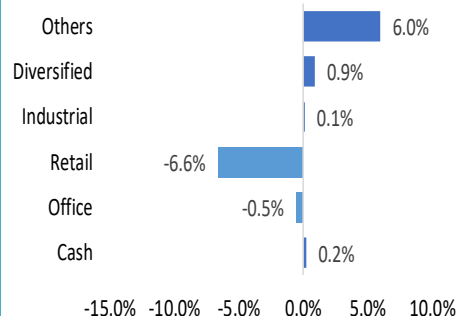
The listed property sector gained 3.3% in July, outperforming growth in the broader market (ASX 200 Accumulation Index) of 2.4%.

Over the coming year, conditions in the Industrial property sector are expected to remain strong, while operating conditions for Retail landlords could continue to improve. The outlook for Residential Developers appears more balanced, while the outlook for Office valuations remains uncertain due to ongoing high vacancy rates. Falling interest rates could assist the sector, while listed property trust share prices continue to be attractive given ongoing discounts to net asset valuations across the sector.

Overall, the underlying sector exposures of the Fund are an overweight in the 'Others' category and an underweight to the Retail sector, with other sectors broadly in line with the index. The 'Others' category includes asset classes such as self storage facilities, data centers and residential development companies. This broad category has exhibited strong growth in recent years.

Top stock holdings and sector tilts

Top Australian Stocks	Industry	Weight
Goodman Group	REITS - Warehouse/Industrial	39.2%
Scentre Group	REITS - Shopping Centers	8.6%
Stockland	REITS - Diversified	8.2%
Mirvac Group	REITS - Diversified	5.7%
GPT Group	REITS - Diversified	5.4%
Charter Hall Group	REITS - Diversified	5.0%
Vicinity Centers	REITS - Shopping Centers	3.0%
Dexus	REITS - Office Property	2.2%
National Storage	REITS - Storage	2.1%
Centuria Capital Group	Private Equity	1.9%



Fiducian Investment Management Services Limited

Issued by Fiducian Investment Management Services Limited ABN 28 602 441 814 AFS Licence number 468211. This document provides general information only. It does not have regard to your objectives, financial situation or needs. We recommend that you seek financial planning advice, and consider whether this investment is appropriate to your objectives, financial situation and needs before making any investment decision.

The information has been compiled from sources considered reliable, but is not guaranteed. Past performance is not indicative of future performance and we do not guarantee the performance of the Fund or any specific rate of return. Potential investors should also obtain and consider the relevant Target Market Determination (TMD) and Product Disclosure Statement (PDS) (available from your financial adviser and via fiducian.com.au) before making a decision about whether to acquire or continue to hold any financial product.