

Fund description

The Fiducian Technology Fund allows investors to participate directly in a blend of some of the leading technology funds available worldwide. Utilising the Fiducian “Manage the Manager” process, fund managers have been chosen to balance exposure in terms of region and sector.

Managers are able to invest in technology companies anywhere in the world that can benefit from leading-edge technology and can demonstrate significant earnings growth prospects.

Investors must bear in mind that investing in a fund of this nature can involve periods of very high volatility, although superior long-run returns can likely be achieved if investors are prepared to hold investments for periods of at least 9 years.

Fund facts

**Portfolio manager:** Conrad Burge

**ARSN:** 093 544 337

**APIR code:** FPS0010AU

**Benchmark:** NASDAQ-100 Index (AUD)

**Current fund size:** \$301 million (November 2025)

**Management cost:** 1.36%

**Total management costs:** 1.39%

**Application/Exit fee:** Nil

**Inception Date:** June 2000

**Manager**

Invesco Nasdaq 100 ETF	Value	Core	Growth	IT	Biotech	Blend
Loftus Peak						
Wellington Biotech						
Wellington Tech						

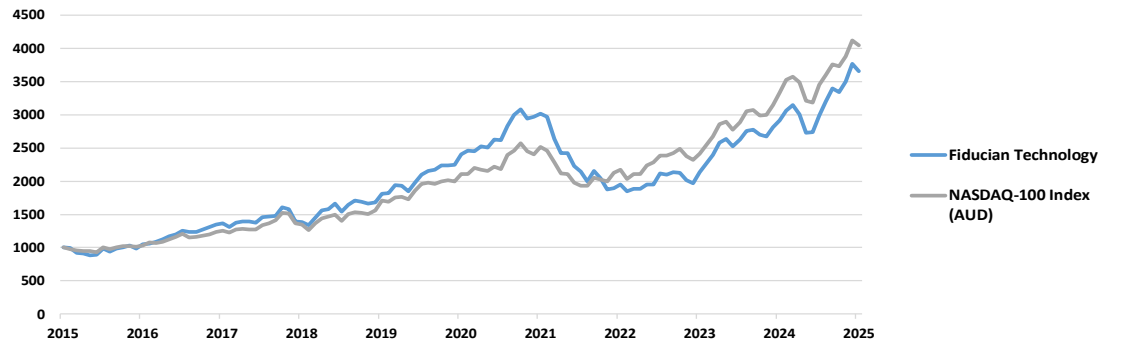
Performance and Risk

After fee returns as at 30 November 2025

	1 Mth	3 Mth	6 Mth	1 Yr	3 Yrs	5 Yrs	7yrs	10 Yrs
Fund	-3.1%	9.2%	22.2%	25.3%	23.3%	8.7%	14.8%	13.8%
Index	-1.8%	8.5%	17.2%	21.3%	23.1%	14.0%	17.0%	15.0%
Excess	-1.4%	0.7%	5.0%	4.0%	0.2%	-5.2%	-2.2%	-1.2%

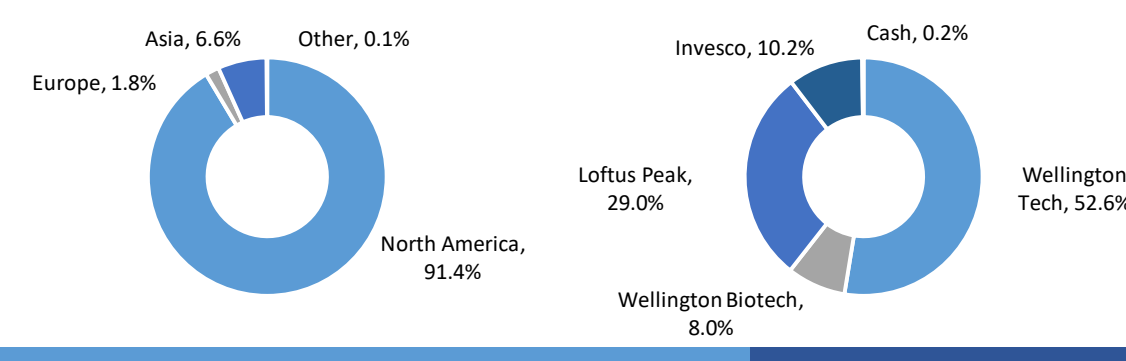
Risk Exposure

	1 Yr	3 Yrs	5 Yrs	10 Yrs
Fund Volatility (Std Dev %)	18.7%	15.7%	17.3%	16.2%
Benchmark (Std Dev %)	15.2%	13.6%	14.4%	13.6%
Beta	1.10	1.05	1.04	1.04
Tracking Error (% pa)	5.0%	5.6%	8.3%	7.7%



\*Prior to 31 Dec 23, the benchmark for the Fund was 50/50 MSCI World IT (AUD)/NASDAQ Biotechnology (AUD)

Geographic exposures and current manager weights



Market Commentary and Outlook

The global economy is forecast to expand this year and the next, according to the latest estimates provided by the International Monetary Fund (IMF). Global growth is forecast to be 3.2% this year and 3.1% in 2026 (both above the IMF’s previous forecasts). As the IMF previously noted, this forecast of marginally lower growth is due to what it has termed ‘the swift escalation of trade tensions and extremely high levels of policy uncertainty’ following the announcement by the US in April of ‘sizeable tariffs against most of its trading partners’. However, as the IMF now puts it, ‘the good news is that the negative impact on the global economy (of US tariffs) is at the modest end of the range’. Growth in the advanced economies is forecast to be 1.6% this year and in 2026, but with ‘risks tilted to the downside’.

The broad US stock market (S&P 500 Accumulation Index) has been on an uptrend since early April, gaining 0.2% in November alone. The Australian market (ASX 200 Accumulation Index) declined by 2.7% over the month as the headline inflation rate jumped to 3.9% for the year in October, which is above the Reserve Bank’s target range of 2% to 3%, which indicates that rates are likely to stay on hold for an extended period. The Australian dollar gained 0.2% relative to the US dollar over the month. Commodity prices were mixed with lithium, gold, copper and coal posting gains, while iron ore and oil declined.

Key global share markets have been ‘pricing-in’ a shift by central banks towards less restrictive monetary policy, despite signs of inflation rising again in some economies. However, share markets are likely to remain volatile until a resolution of trade tensions is achieved.

Fund Commentary

The Fiducian Technology Fund fell by 3.1% in November, which was below the index return of -1.8%. For the 12 months to the end of November, the Fund returned 25.3%, compared to the index return of 21.3%.

Technology stocks fell in November, with the NASDAQ 100 index declining by 1.6%, underperforming the broader US S&P500 Index which increased by 0.2% (both in US Dollars).

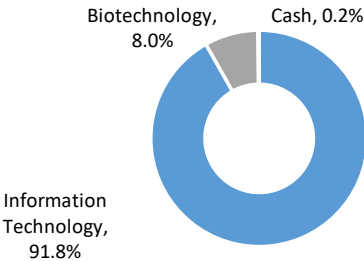
The technology sector has been volatile this year, falling in March and early April, then rebounding strongly and hitting new highs in October before moderating in November. Due to high earnings growth, the sector continues to appear attractive for long-term investors.

The longer-term outlook for the technology sector remains positive, as the need to invest in innovation to drive productivity gains across areas such as artificial intelligence (AI), manufacturing, life sciences, and sustainable energy should prove to be a structural tailwind for technology companies.

The Fund remains well diversified between geographies and sectors, and companies held are a blend of established sector leaders plus emerging technology businesses. An overweight position in the Information Technology sector relative to Biotechnology reflects the better growth opportunities currently available in that part of the market. The largest geographical exposure is to North America which makes up 91.4% of the fund, followed by Asia at 6.6%.

Top stock holdings and sector weights

Stock	Industry	Weight
Nvidia Corp	Semiconductors	11.2%
Microsoft Corp	Software	8.1%
Amazon.Com	Internet	7.5%
Taiwan Semiconductor	Semiconductors	7.3%
Alphabet	Internet	6.9%
Broadcom	Semiconductors	5.0%
Apple Inc	Computers	4.5%
Tencent Holdings	Internet	2.1%
Meta Platforms	Internet	2.1%
ASML Holding	Semiconductors	1.9%



Fiducian Investment Management Services Limited

Issued by Fiducian Investment Management Services Limited ABN 28 602 441 814 AFS Licence number 468211. This document provides general information only. It does not have regard to your objectives, financial situation or needs. We recommend that you seek financial planning advice, and consider whether this investment is appropriate to your objectives, financial situation and needs before making any investment decision. The information has been compiled from sources considered reliable, but is not guaranteed. Past performance is not indicative of future performance and we do not guarantee the performance of the Fund or any specific rate of return. Potential investors should also obtain and consider the relevant Target Market Determination (TMD) and Product Disclosure Statement (PDS) (available from your financial adviser and via fiducian.com.au) before making a decision about whether to acquire or continue to hold any financial product.