


### Fund description

The Fiducian Capital Stable Fund has a large allocation to fixed income assets and cash, and also includes some exposure to equities for longer term performance. The fund is diversified between multiple asset classes and countries, utilising the Fiducian “Manager the Manager” system that aims to achieve superior returns with reduced risk.

The Fund is suitable for investors who are relatively conservative but are prepared to take some level of market risk to achieve modest capital growth in addition to a relatively high level of income. The recommended holding period is at least 2 to 3 years.

### Fund facts

**Portfolio manager:** Conrad Burge  
**ARSN:** 093 542 879  
**APIR code:** FPS0002AU  
**Benchmark:** Morningstar Multisector Moderate Median  
**Current fund size:** \$475 million (March 2023)  
**Management cost:** 0.76%  
**Total management costs:** 0.82%  
**Application/Exit fee:** Nil  
**Inception Date:** March 1997



### Performance and Risk

#### After fee returns as at 31 March 2023

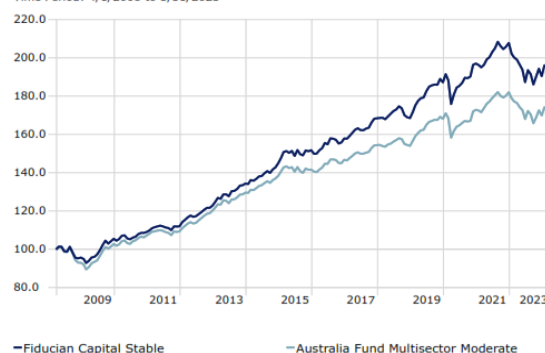
	1 Mth	3 Mth	6 Mth	1 Yr	3 Yrs	5 Yrs	7yrs	10 Yrs
Fund	1.0%	3.3%	5.7%	-1.2%	3.8%	3.2%	3.8%	4.5%
Index	1.3%	2.9%	5.5%	-1.0%	3.3%	2.5%	3.2%	3.7%
Excess	-0.3%	0.3%	0.2%	-0.3%	0.4%	0.6%	0.6%	0.8%
Ranking				64/109	38/106	21/96	16/91	9/85

#### Risk Exposure

	1 Yr	3 Yrs	5 Yrs	10 Yrs
Fund Volatility (Std Dev %)	7.9%	7.1%	6.0%	4.8%
Benchmark (Std Dev %)	6.7%	6.0%	5.1%	4.1%
Beta	1.04	1.04	1.04	1.02
Tracking Error (% pa)	1.5%	1.5%	1.3%	1.1%

#### Investment Growth

Time Period: 4/1/2008 to 3/31/2023

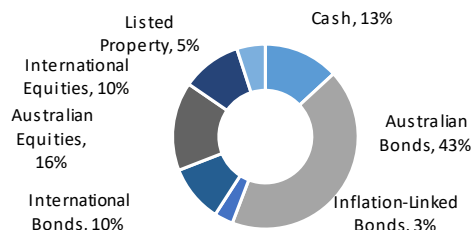
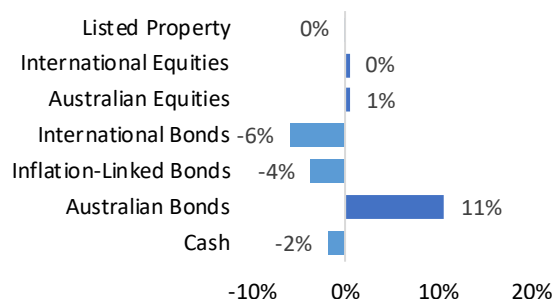


#### Risk-Reward

Time Period: 4/1/2008 to 3/31/2023



### Tactical tilts and current asset weights



### Market Commentary and Outlook

The trend of slowing global growth has continued in recent months due to a tightening of monetary policy by key central banks in response to an acceleration last year in the rate of inflation. In some regions, inflation now appears to be moderating. However, the persistent strength in employment conditions and to a lesser extent retail sales has created uncertainty regarding the amount of monetary tightening that will be necessary to bring inflation back towards target ranges.

Global financial markets experienced a turbulent month in March. The failure of some regional US banks, as well as the Swiss Government mandated takeover of Credit Suisse by larger rival UBS initially sent markets lower. However, over the rest of the month, due to a lack of further bank failures, most markets enjoyed a broad recovery. The US market (S&P 500 index) gained 3.5% for the month, while the Australian market (ASX 200 index) was down by 0.2%. A shift towards assets that are perceived as being safer resulted in gains for bonds, gold, and large cap equities.

Looking ahead, elevated geopolitical risks, alongside higher interest rates and slower economic growth this year, represent potential headwinds for markets. The International Monetary Fund (IMF) recently made a small downgrade to its economic forecasts, with global growth now expected to be 2.8% in 2023. The IMF expects growth rates to remain slightly below long-term trend levels for some time. In broad terms, share markets continue to appear more attractive than most other investment opportunities.

### Fund Commentary

The Fund underperformed the benchmark in March, with a return of 1.0%, compared to the benchmark return of 1.3%. Over the year to the end of March, the Fund returned -1.2%.

There was mixed performance between asset classes over the month. International equities outperformed after a strong performance by the US market, and Australian equities finished the month marginally down. Fixed income recorded gains, and listed property finished the month lower.

The Fund currently has a neutral exposure to Australian and International equities, as relatively attractive valuations are offset by rising interest rates and geopolitical tensions. Additionally, an overweight position is held in some shorter duration domestic fixed income.

In the Morningstar Multisector Moderate Category, the Fiducian Capital Stable Fund returns were ranked 64th out of 109 funds over one year, 21st out of 96 funds over five years, and 9th out of 85 funds over the ten year period to 31 March 2023.

### Managers and weights

Asset Class	Fund Manager	Weight
<b>Australian Equities 15.3%</b>	Solaris	2.7%
	Fidelity	2.5%
	Bennelong	2.3%
	L1 Capital	3.0%
	Ausbil Dexia	3.0%
	Pendal	1.8%
<b>International Equities 10.3%</b>	Franklin Templeton	2.6%
	Challenger	2.8%
	Wellington GRE	1.1%
	Wellington Value	2.7%
	State Bank of India	0.1%
	Sundaram	0.2%
	Tata	0.1%
	EquiPoise	0.0%
	Vanguard	0.3%
	Wellington Technology	0.3%
	Wellington Biotechnology	0.1%
	Nordic Technology	0.1%
	<b>Listed Property 4.9%</b>	BlackRock
Phoenix		2.4%
Principal		2.1%
<b>Australian Bonds 38.3%</b>	Perpetual Fixed Interest	9.5%
	BlackRock	0.3%
	Challenger	28.5%
<b>Inflation Linked Bonds 3.3%</b>	Challenger	3.3%
<b>International Bonds 10.0%</b>	BlackRock	10.0%
	Cash	0.2%
<b>Cash 18.0%</b>	BlackRock	0.2%
	Cash	17.8%

### Top stock holdings

Top Australian Stocks	Industry	Weight
BHP Group	Diversified Metals & Mining	10.1%
CSL Limited	Biotechnology	8.3%
Commonwealth Bank	Diversified Banks	4.8%
National Australia Bank	Diversified Banks	3.6%
Telstra Group Limited	Telecommunication Services	3.4%
Rio Tinto Ltd	Diversified Metals & Mining	3.1%
Macquarie Group Ltd	Diversified Capital Markets	3.0%
Santos Limited	Oil & Gas	2.9%
Qantas Airways Ltd	Airlines	2.6%
QBE Insurance	Insurance	2.6%

Top International Stocks	Industry	Weight
Seagen Inc	Biotechnology	1.7%
Mercadolibre Inc	Internet Marketing	1.6%
Alphabet Inc	Interactive Media	1.5%
Intuitive Surgical Inc	Health Care Equipment	1.5%
Equinix Inc	Specialized REITs	1.4%
Rockwell Automation	Electrical Components	1.4%
Visa Incorporated	Data Processing Services	1.4%
Amadeus IT	Data Processing Services	1.4%
Dsv A/S	Air Freight & Logistics	1.4%
Zebra Technologies	Electronic Equipment	1.3%

### Fiducian Investment Management Services Limited

Issued by Fiducian Investment Management Services Limited ABN 28 602 441 814 AFS Licence number 468211. This document provides general information only. It does not have regard to your objectives, financial situation or needs. We recommend that you seek financial planning advice, and consider whether this investment is appropriate to your objectives, financial situation and needs before making any investment decision.

The information has been compiled from sources considered reliable but is not guaranteed. Past performance is not indicative of future performance and we do not guarantee the performance of the Fund or any specific rate of return. Potential investors should also obtain and consider the relevant Target Market Determination (TMD) and Product Disclosure Statement (PDS) (available from your financial adviser and via fiducian.com.au) before making a decision about whether to acquire or continue to hold any financial product.

The Morningstar Category rankings have the Morningstar Australia Multisector Aggressive Category for Ultra Growth Fund, Multisector Moderate Category for Capital Stable Fund, and Multisector Growth Category for the Balanced and Growth Fund. Source: Morningstar Direct, Performance Report as of 10.4.2023 © 2023 Morningstar, Inc. All rights reserved. Neither Morningstar, its affiliates, nor the content providers guarantee the data or content contained herein to be accurate, complete or timely nor will they have any liability for its use or distribution. This report or data has been prepared for clients of Morningstar Australasia Pty Ltd (ABN: 95 090 665 544, AFSL: 240892) and/or New Zealand wholesale clients of Morningstar Research Ltd, subsidiaries of Morningstar, Inc. Any general advice has been provided without reference to your financial objectives, situation or needs. For more information refer to our Financial Services Guide at [www.morningstar.com.au/s/fsg.pdf](http://www.morningstar.com.au/s/fsg.pdf). You should consider the advice in light of these matters and if applicable, the relevant Product Disclosure Statement before making any decision to invest. Morningstar's publications, ratings and products should be viewed as an additional investment resource, not as your sole source of information. Morningstar's full research reports are the source of any Morningstar Ratings and are available from Morningstar or your adviser. Past performance does not necessarily indicate a financial product's future performance. To obtain advice tailored to your situation, contact a financial adviser. Some material is copyright and published under licence from ASX Operations Pty Ltd ACN 004 523 782.