

### Fund description

The Fiducian Capital Safe Fund is intended to provide a secure return with low risk of capital loss relative to other investment categories. Approved investments include Australian Dollar short-term deposits, cash equivalent securities and fixed interest investments, where the latter could include some income generating equity backed securities.

This Fund is likely to be suitable for short-term investors or investors who may wish to access this Fund for regular income payments.

### Fund facts

**Portfolio manager:** Conrad Burge

**ARSN:** 093 186 362

**APIR code:** FPS0001AU

**Benchmark:** Bloomberg Bank Bill Index

**Current fund size:** \$109 million (May 2022)

**Management cost:** 0.42%

**Total management costs:** 0.48%

**Application/Exit fee:** Nil

**Inception Date:** February 1997

| Manager               | Style  |         | Sector |    |
|-----------------------|--------|---------|--------|----|
|                       | Active | Passive | Cash   | FI |
| Blackrock             |        | ●       | ●      |    |
| Franklin              | ●      |         | ●      | ●  |
| Challenger Index Plus | ●      |         | ●      |    |
| Challenger Enhanced   | ●      |         |        | ●  |
| Cash                  |        | ●       | ●      |    |

### Performance and Risk

#### After fee returns as at 31 May 2022

|        | 1 Mth | 3 Mth | 6 Mth | 1 Yr  | 3 Yrs | 5 Yrs | 7 yrs | 10 Yrs |
|--------|-------|-------|-------|-------|-------|-------|-------|--------|
| Fund   | 0.0%  | -0.2% | -0.2% | -0.2% | 0.3%  | 0.9%  | 1.2%  | 1.8%   |
| Index  | 0.0%  | 0.0%  | 0.0%  | 0.0%  | 0.4%  | 1.0%  | 1.3%  | 1.8%   |
| Excess | 0.0%  | -0.2% | -0.2% | -0.3% | -0.1% | -0.1% | -0.1% | 0.0%   |

#### Risk Exposure

|                             | 1 Yr | 3 Yrs | 5 Yrs | 10 Yrs |
|-----------------------------|------|-------|-------|--------|
| Fund Volatility (Std Dev %) | 0.2% | 0.2%  | 0.3%  | 0.4%   |
| Benchmark (Std Dev %)       | 0.5% | 0.7%  | 0.6%  | 0.5%   |
| Beta                        | 1.01 | 0.99  | 0.99  | 1.00   |
| Tracking Error (% pa)       | 0.4% | 0.5%  | 0.4%  | 0.3%   |

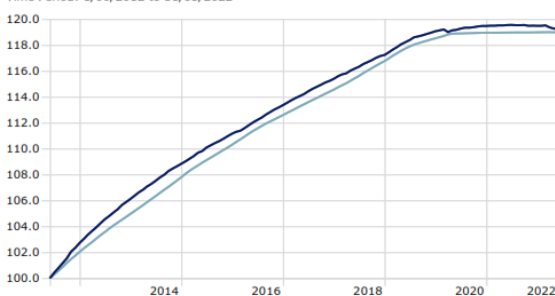
Overall Morningstar Rating™

★★

As at 31 May 2022

#### Investment Growth

Time Period: 1/06/2012 to 31/05/2022

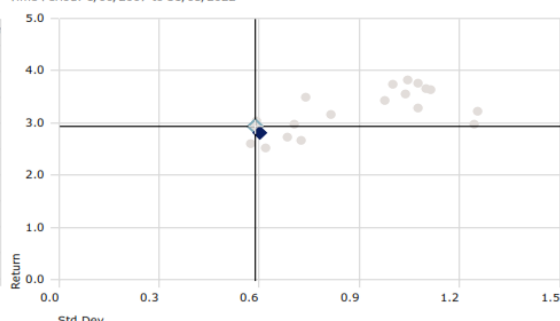


—Fiducian Capital Safe

—Bloomberg AusBond Bank 0+Y TR AUD

#### Risk-Reward

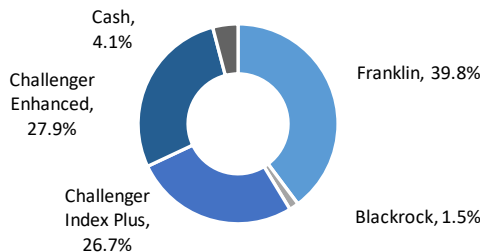
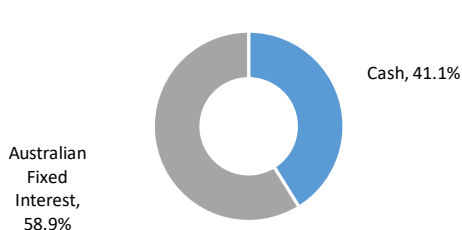
Time Period: 1/06/2007 to 31/05/2022



• Fiducian Capital Safe

◆ Bloomberg AusBond Bank 0+Y TR AUD

### Sector exposures and current manager weights



### Fiducian Investment Management Services Limited

Issued by Fiducian Investment Management Services Limited ABN 28 602 441 814 AFS Licence number 468211. This document provides general information only. It does not have regard to your objectives, financial situation or needs. We recommend that you seek financial planning advice, and consider whether this investment is appropriate to your objectives, financial situation and needs before making any investment decision. The information has been compiled from sources considered reliable, but is not guaranteed. Past performance is not indicative of future performance and we do not guarantee the performance of the Fund or any specific rate of return. Potential investors should also obtain and consider the relevant Target Market Determination (TMD) and Product Disclosure Statement (PDS) (available from your financial adviser and via fiducian.com.au) before making a decision about whether to acquire or continue to hold any financial product.